

Southport Elementary
School

Grade T. K.

Hi Team -- Here is our emergency TK Independent Study packet. Print as needed, or send via email to families.
Directions are as follows:

1. Pages 1, 2, and 3 -- Do only ONE of these pages each day (either page 1 OR page 2 OR page 3). Use a pencil to complete page 1. Pages 2 and 3 are Rainbow Writing pages. Use each color of the rainbow on each letter to create "rainbow" letters -- each letter will have all 6 colors of the rainbow!
2. Pages 4-10 are Letter Search activities. Please do only ONE of these pages per day, coloring in the bubbles for the letter at the top of the page. For example, on the Tt Turtle page, they will color in the letter T t bubbles.
3. Page 11 is Numeral Writing. Please print 10 pages of this and have your child complete one page per day.
4. Have your child count objects around the house. How many chairs do we have? How many light switches are in our house? etc. Have your child practice writing the numbers they discover. Do this each day.
5. Use small objects such as beans, coins, paperclips, etc. and have your child count different amounts. Tell them a number and see if they can count out that many objects. Do this for numbers 0-10 (or beyond if your child is ready for that). Remind them to "touch and move" their objects for accurate counting. Alternatively, write a number for your child. Show them the number and have them count out that many small objects. Work on this for approximately 10 minutes each day.

CAPITALS FOR ME

Start on the dot. Copy the capitals.



A

B

C

D

E

F

G

H

I

J

K

L

M

N

O

P

Q

R

S

T

U

V

W

X

Y

Z

Name: _____

A B C D E F G

H I J K L M N

O P Q R S T

U V W

X Y Z

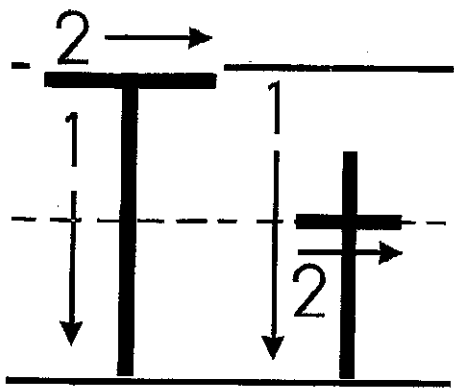
Name: _____

a b c d e f g



h i j k l m n

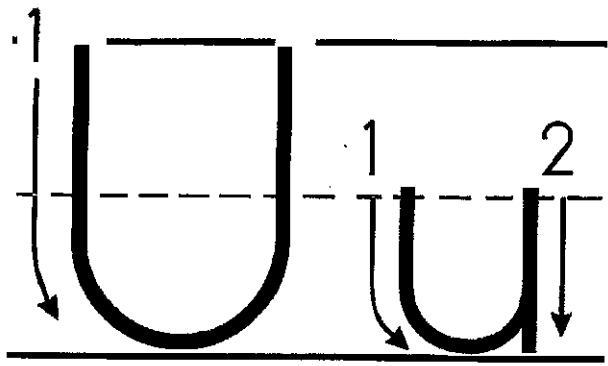
o p q r s t

u v w x y z




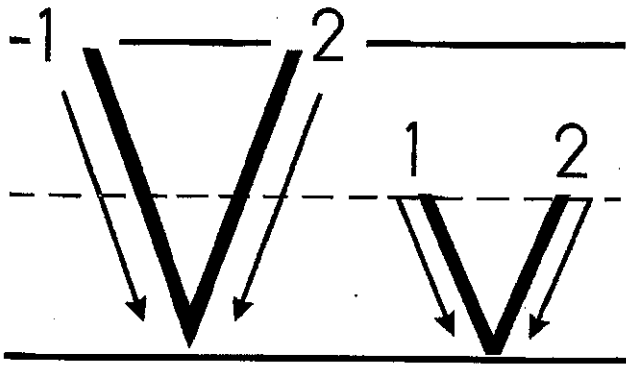
is for
turtle



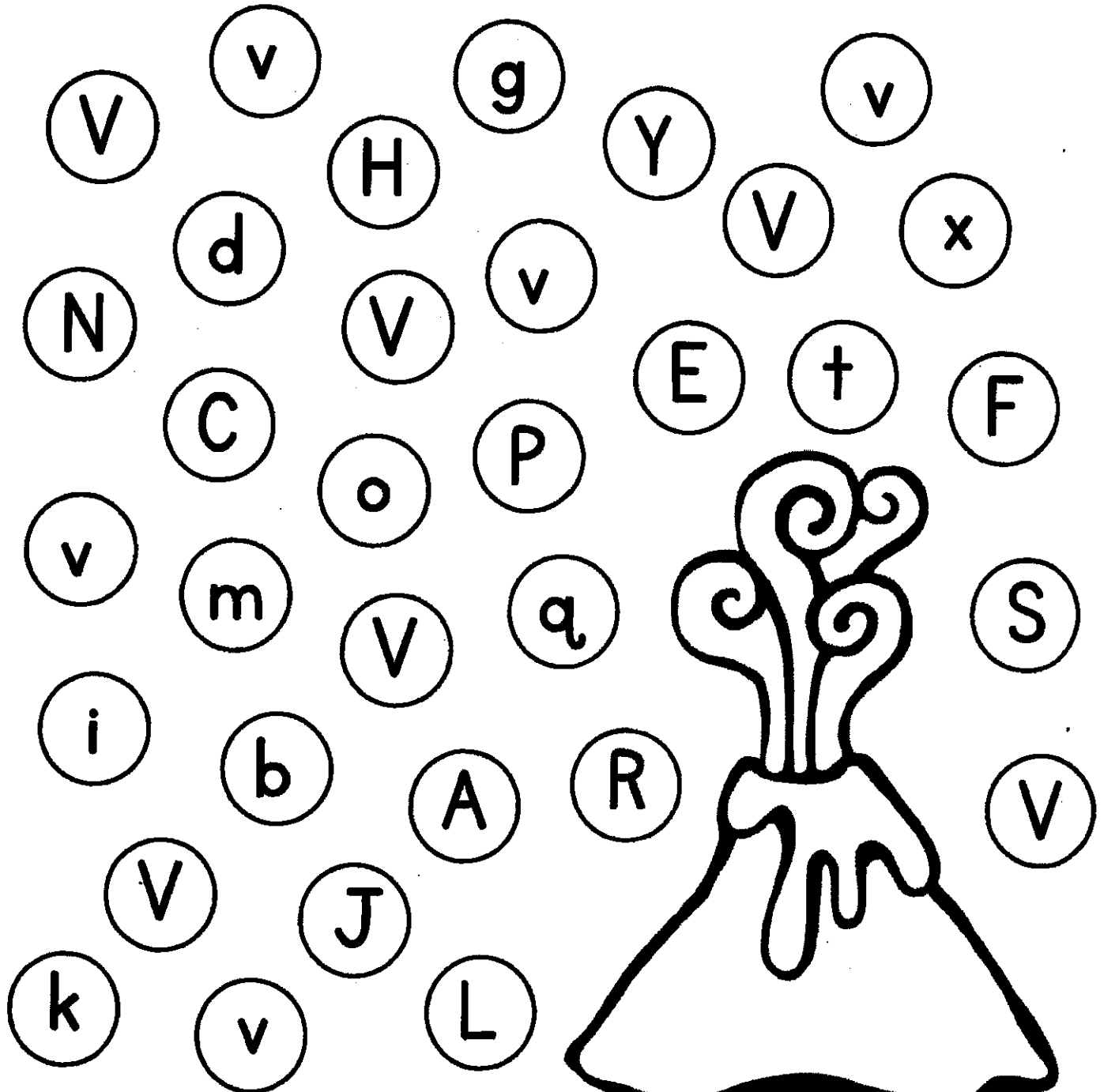


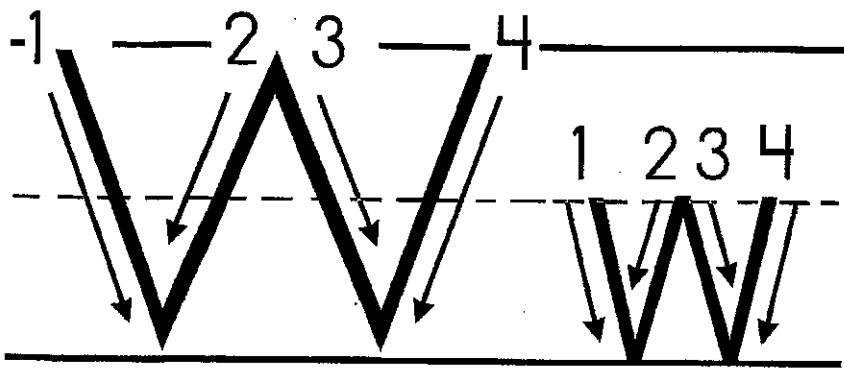
is for
umbrella







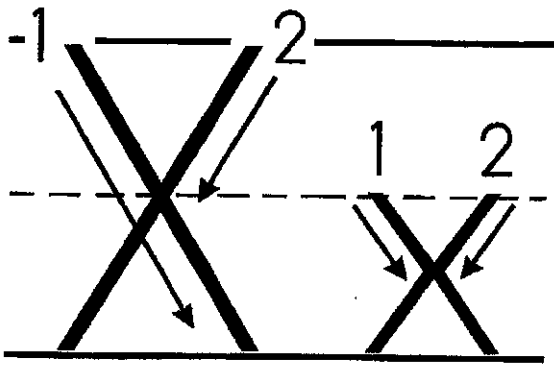
is for
volcano



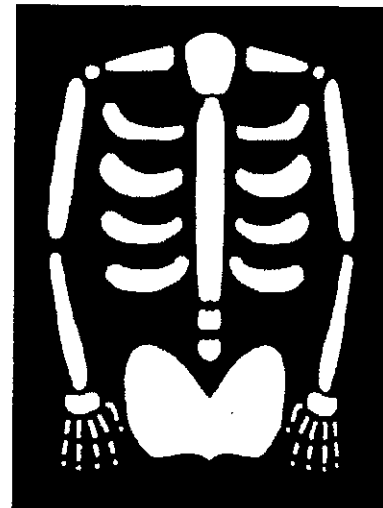
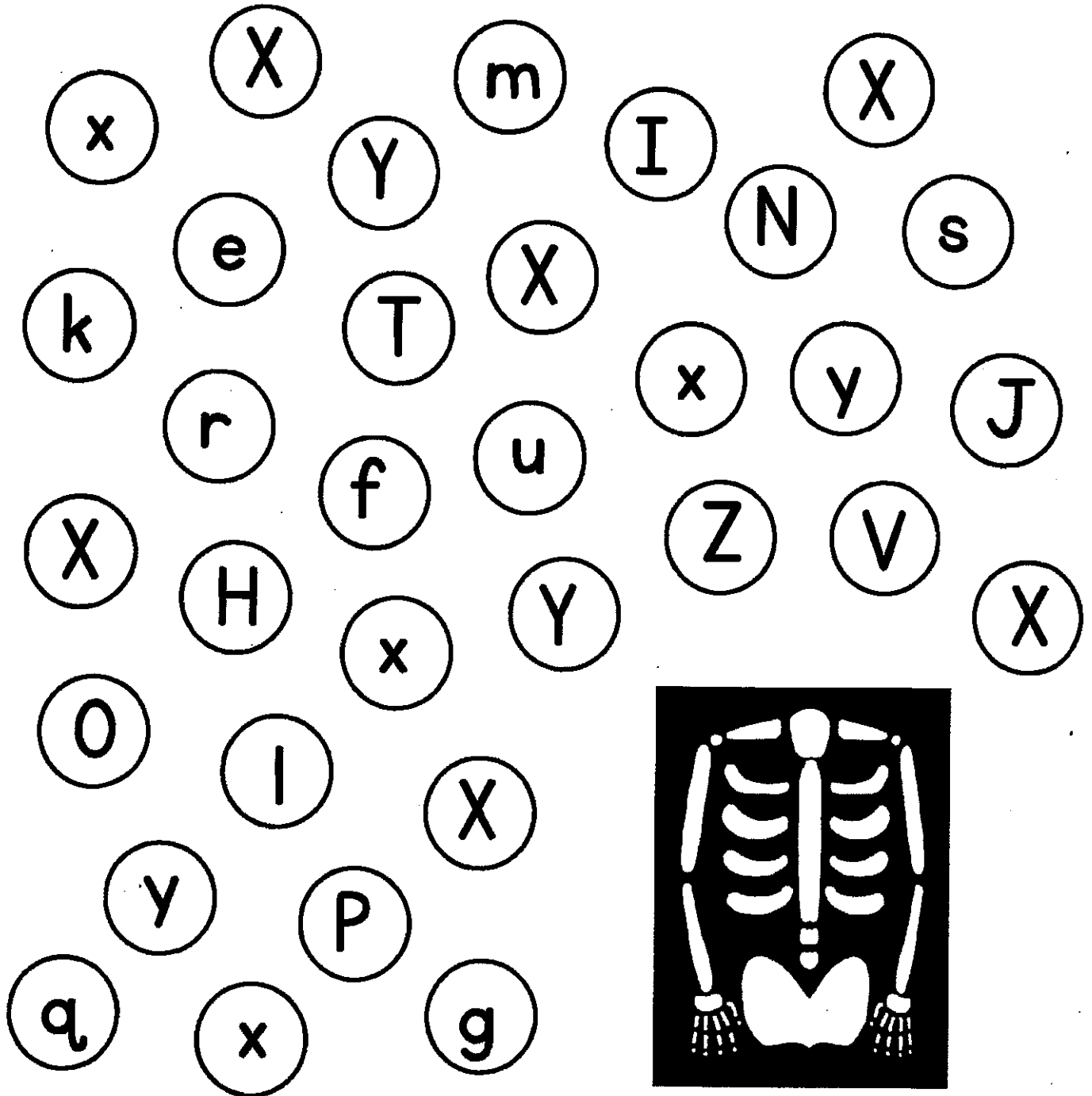


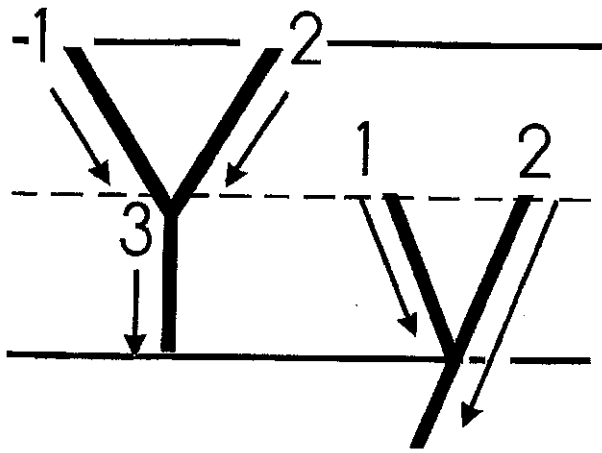
is for
whale







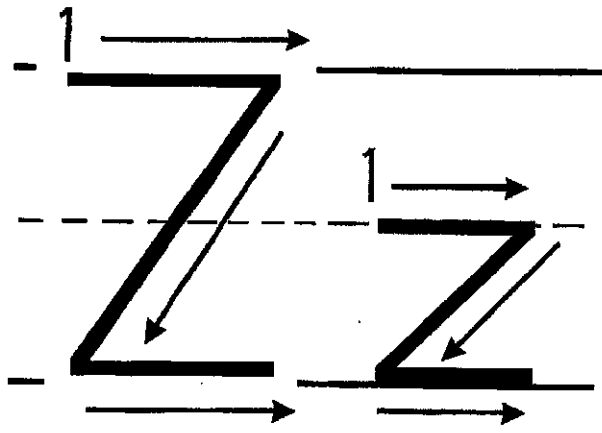
is for
x-ray







is for
yarn





is for
zebra



Numbers for Me

I can write 1 to 10.

