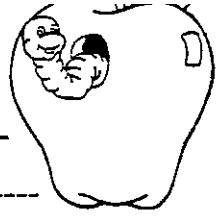
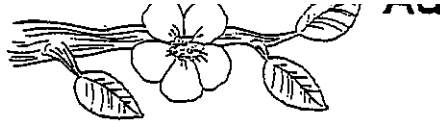


Southport Elementary
School

Grade Kinder



A A

a a



Bb




B B

b b



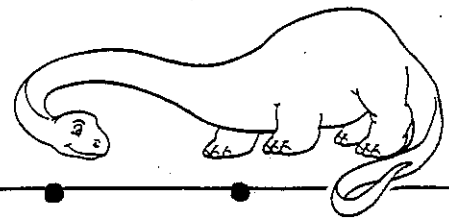
Cc



C C

c c

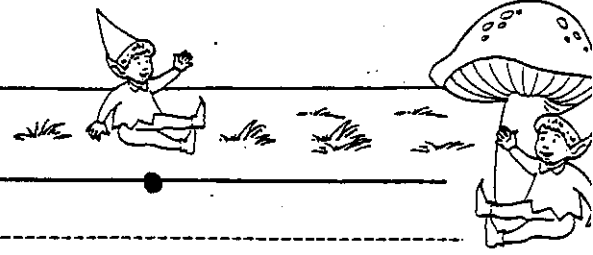
Dd



D D


d d

Ee




Handwriting practice for uppercase 'E' and lowercase 'e'. The first row shows a solid 'E' followed by a dashed 'E' and several dots on a three-line grid. The second row shows a solid 'e' followed by a dashed 'e' and several dots on a similar grid.

Ff




Handwriting practice for uppercase 'F' and lowercase 'f'. The first row shows a solid 'F' followed by a dashed 'F' and several dots on a three-line grid. The second row shows a solid 'f' followed by a dashed 'f' and several dots on a similar grid.

Gg




Handwriting practice for uppercase 'G' and lowercase 'g'. The first row shows a solid 'G' followed by a dashed 'G' and several dots on a three-line grid. The second row shows a solid 'g' followed by a dashed 'g' and several dots on a similar grid.

Hh



Handwriting practice for uppercase 'H' and lowercase 'h'. The first row shows a solid 'H' followed by a dashed 'H' and several dots on a three-line grid. The second row shows a solid 'h' followed by a dashed 'h' and several dots on a similar grid.


Ii



I I I

i i i

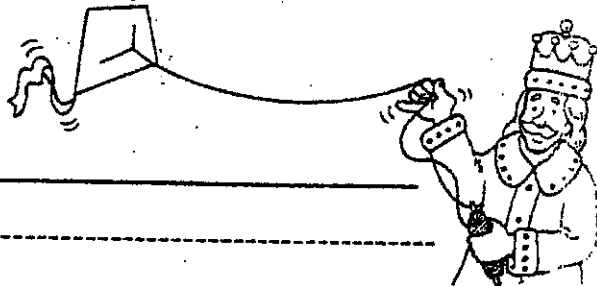
Jj



J J J

j j j

Kk



K K K

k k k

Ll



L L L

l l l



Mm

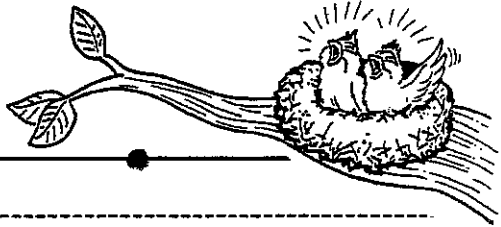


M M (dashed)

m m (dashed)




Nn



N N (dashed)

n n (dashed)

Oo



O O (dashed)

o o (dashed)




Pp



P P (dashed)

p p (dashed)

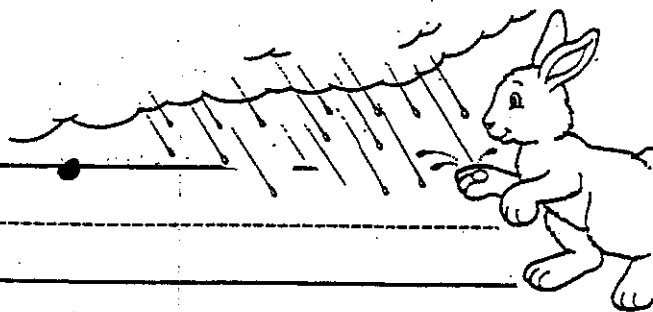
Qq



Q Q

q q



Rr



R R

r r


Ss



S S

s s


Tt




T T

t t



Uu





Vv




Ww



Xx




Yy



Yy (solid and dashed letters with starting dots)

Yy (solid and dashed letters with starting dots)


Zz



Zz (solid and dashed letters with starting dots)

Zz (dashed letters with starting dots)


Yy



Yy (solid and dashed letters with starting dots)

Yy (solid and dashed letters with starting dots)

Zz




Zz (solid and dashed letters with starting dots)

Zz (dashed letters with starting dots)

Name _____

I Can Read, Trace and Match (Short a words)



Directions: Read the simple sentence and trace it.

Cut and paste the picture to match.

The dog can wag.

Paste
Here

That rat is fat.

Paste
Here

My van is blue.

Paste
Here


Here is my cap.

Paste
Here

I like to eat ham.


Paste
Here

© Annie Moffatt @ The Moffatt Girls 201



Name _____

I Can Read, Trace and Match (Short e words)



Directions: Read the simple sentence and trace it.

Cut and paste the picture to match.

The jet is fast.

Paste
Here

Is that my pen?

Paste
Here

Get in the bed.

Paste
Here

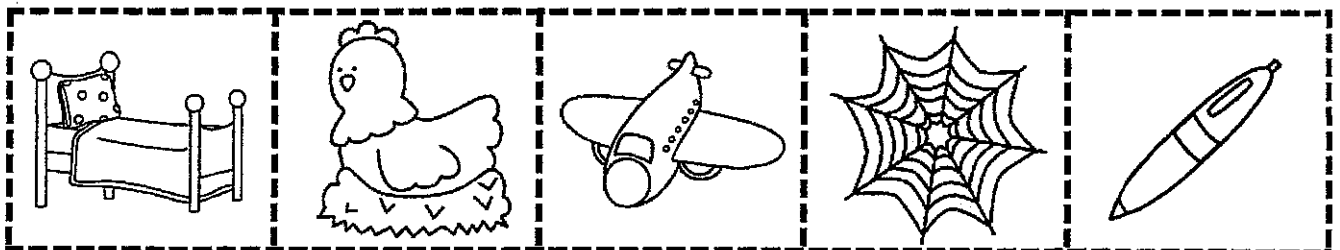
Look at the web!

Paste
Here

This is my hen.

Paste
Here

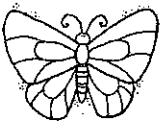




© Annie Moffatt @ The Moffatt Girls 201




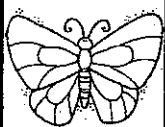




Name _____

Bar Graphing

Directions: Use the color code to color and graph the butterflies.


red 	orange 	yellow 	blue 	green 
---	--	--	--	---



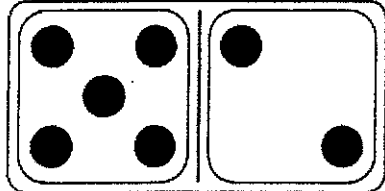
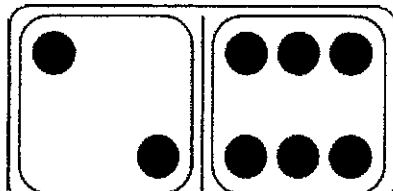
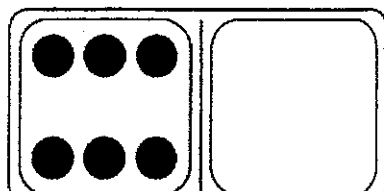

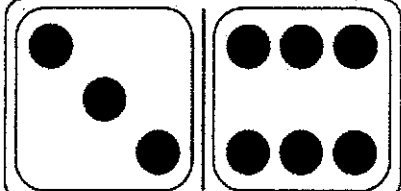
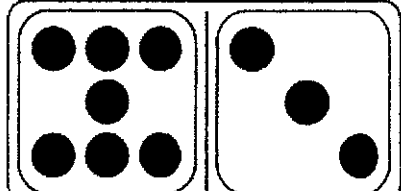
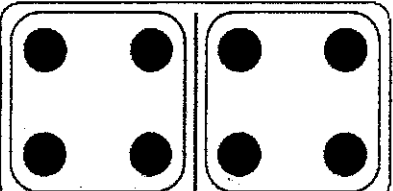
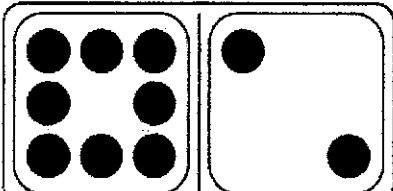

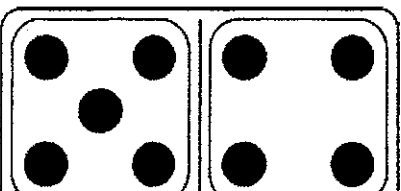

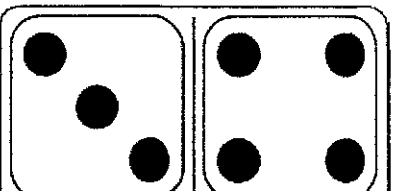
								
								
								
								
								

Name _____

Addition With Dominos






Directions: Complete the number sentence for each set of dominos.
The first one has been done for you.

 $5 + 2 = 7$	 _____ + _____ = _____	 _____ + _____ = _____
 _____ + _____ = _____	 _____ + _____ = _____	 _____ + _____ = _____
 _____ + _____ = _____	 _____ + _____ = _____	 _____ + _____ = _____
 _____ + _____ = _____	 _____ + _____ = _____	 _____ + _____ = _____

Name _____

Color by Sight Word and Build a Sentence II

Directions: Color by the code. Unscramble the sentence. Cut and paste in order.

- do = 
- you = 
- like = 




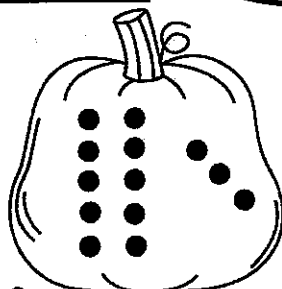

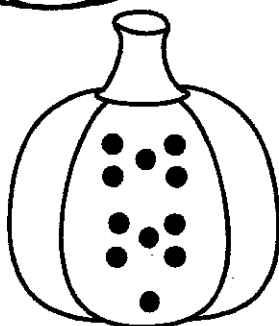

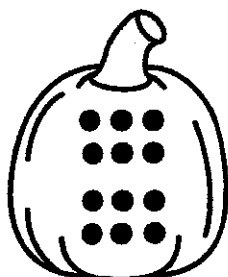




you	Do	fall?	like
-----	----	-------	------

Name _____

Let's Count Pumpkin Seeds!

Directions: Count the dots on each pumpkin.

Cut and paste the number next to the correct pumpkin.



5

6

7

8

9

10

11

12


13


14

Name _____


What Comes Next?

Directions: Look at each number on the pumpkin.
Cut and paste the numbers that come next.




 7	<table border="1"><tr><td> </td><td> </td><td> </td></tr></table>			


9	8	10
----------	----------	-----------

 11	<table border="1"><tr><td> </td><td> </td><td> </td></tr></table>			


12	14	13
-----------	-----------	-----------

 5	<table border="1"><tr><td> </td><td> </td><td> </td></tr></table>			

7	6	8
----------	----------	----------

 9	<table border="1"><tr><td> </td><td> </td><td> </td></tr></table>			

12	11	10
-----------	-----------	-----------


 6	<table border="1"><tr><td> </td><td> </td><td> </td></tr></table>			

9	8	7
----------	----------	----------



Name _____

I Can Read, Trace and Match (Short a words)



Directions: Read the simple sentence and trace it.

Cut and paste the picture to match.

The dog can wag.

Paste
Here

That rat is fat.

Paste
Here

My van is blue.

Paste
Here


Here is my cap.

Paste
Here

I like to eat ham.


Paste
Here

© Annie Moffatt @ The Moffatt Girls 201



Name _____

I Can Read, Trace and Match (Short e words)



Directions: Read the simple sentence and trace it.

Cut and paste the picture to match.

The jet is fast.

Paste
Here

Is that my pen?

Paste
Here

Get in the bed.

Paste
Here

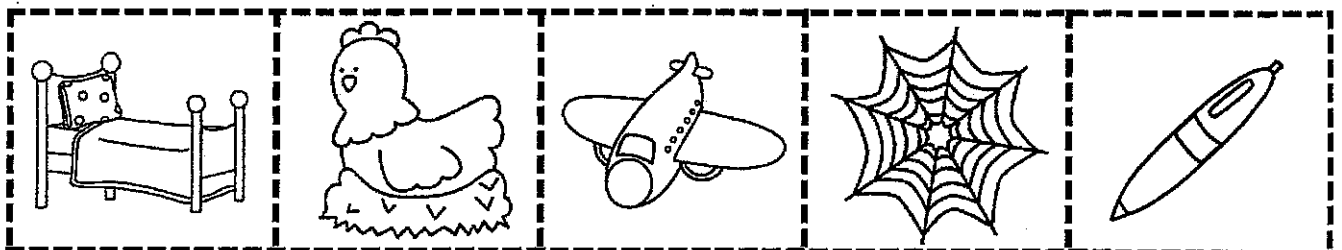
Look at the web!

Paste
Here

This is my hen.

Paste
Here






© Annie Moffatt @ The Moffatt Girls 201




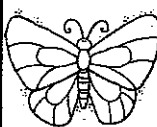




Name _____

Bar Graphing

Directions: Use the color code to color and graph the butterflies.

red 	orange 	yellow 	blue 	green 
---	--	--	--	---



Name _____

Addition With Dominos




Directions: Complete the number sentence for each set of dominos.
The first one has been done for you.

 $5 + 2 = 7$	 _____ + _____ = _____	 _____ + _____ = _____
 _____ + _____ = _____	 _____ + _____ = _____	 _____ + _____ = _____
 _____ + _____ = _____	 _____ + _____ = _____	 _____ + _____ = _____
 _____ + _____ = _____	 _____ + _____ = _____	 _____ + _____ = _____

Name _____

Color by Sight Word and Build a Sentence II

Directions: Color by the code. Unscramble the sentence. Cut and paste in order.







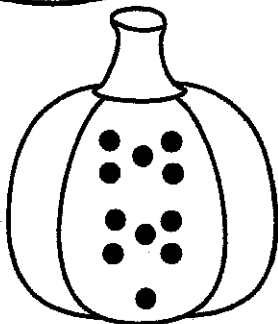

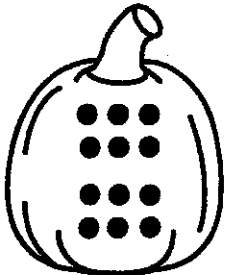




you	Do	fall?	like
-----	----	-------	------

Name _____

Let's Count Pumpkin Seeds!

Directions: Count the dots on each pumpkin.

Cut and paste the number next to the correct pumpkin.



5

6

7

8

9

10

11

12


13


14

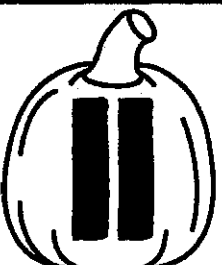
Name _____


What Comes Next?


Directions: Look at each number on the pumpkin.
Cut and paste the numbers that come next.




 7	<table border="1"><tr><td> </td><td> </td><td> </td></tr></table>			

 11	<table border="1"><tr><td> </td><td> </td><td> </td></tr></table>			

 5	<table border="1"><tr><td> </td><td> </td><td> </td></tr></table>			

 9	<table border="1"><tr><td> </td><td> </td><td> </td></tr></table>			

 6	<table border="1"><tr><td> </td><td> </td><td> </td></tr></table>			



9	8	10
----------	----------	-----------

12	14	13
-----------	-----------	-----------

7	6	8
----------	----------	----------

12	11	10
-----------	-----------	-----------

9	8	7
----------	----------	----------